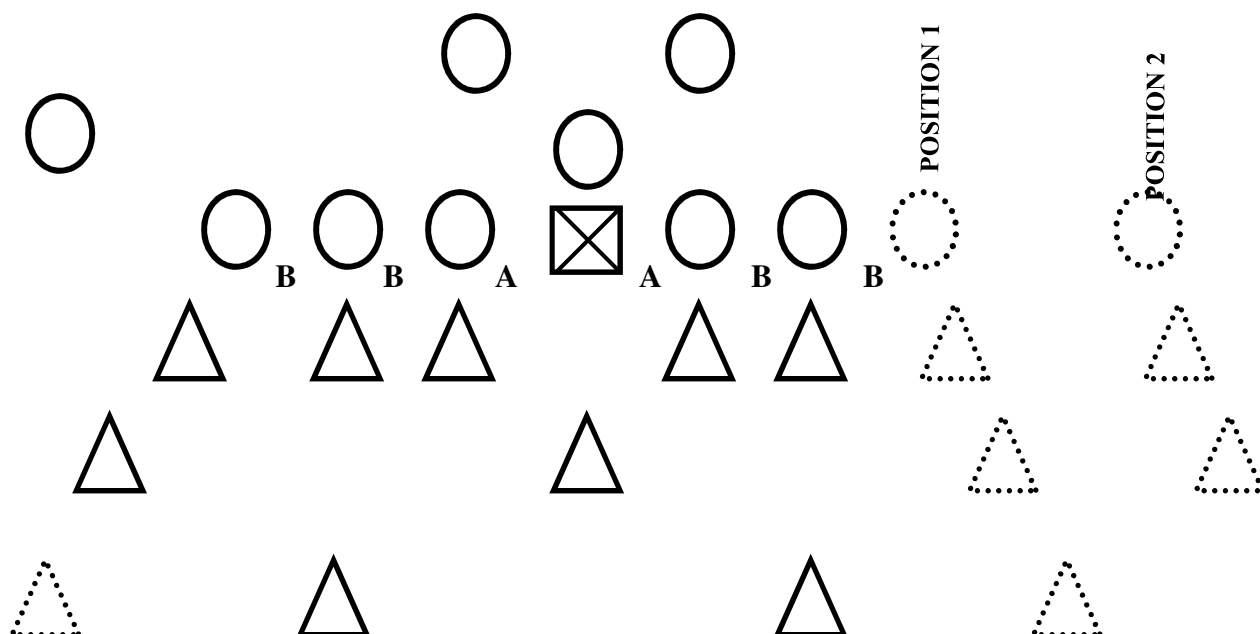


Reviewed and Revised August 2008

EXHIBIT III to GENERAL RULES OF G19YFL

6-3-2 DEFENSE for 8/9 Year Olds



Offensive Line

- The Maximum split for all Offensive Line positions will be fingertips to fingertips.
- The line must be balanced with three players on either side of the center.
- Offensive Linemen are permitted to pull at all ages.

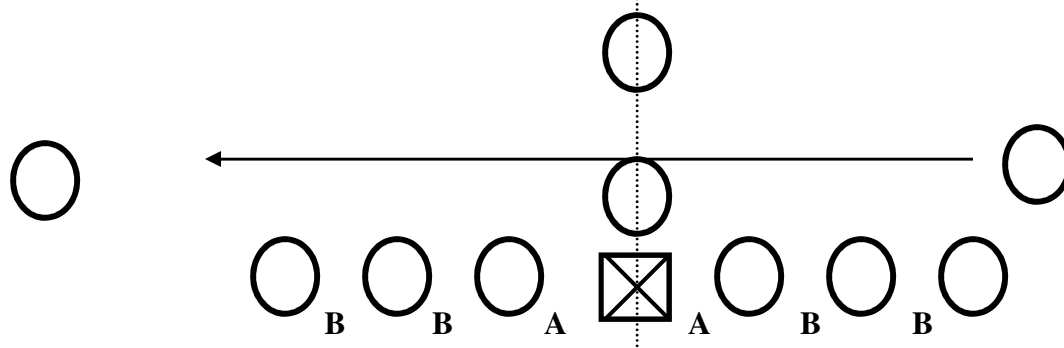
Defensive Line

- Defensive Guards must line head-up with their Offensive Line counterpart.
 - Defensive Ends and Tackles are permitted to shoot the “B” gaps - Ends and Tackles are permitted to loop and/or stunt
 - Defensive Linemen are permitted to shoot the “A” gap. Can’t make contact with center until player establishes himself as a blocker.
- Position 1** - Standard defense utilized with double tight ends. Maximum distance for the Defensive End to the outside is the outside shoulder of the Offensive End.
- **Position 2** - Defense utilized with split end. Maximum distance for the Defensive End to the outside is the outside shoulder of the Offensive End. Defense has the option to position their End on the outside shoulder of the Split End or at the original position as if the End were in a tight position.

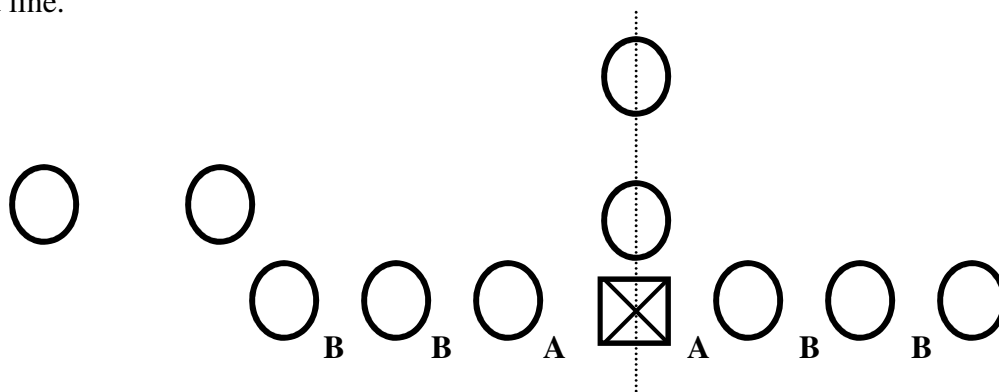
Defensive Backfield

- All Linebackers / Cornerbacks must be 2 yards from the line of scrimmage.
- Outside Linebackers / Cornerbacks must be 2 yards from the line of scrimmage and a minimum of 1 yard off the outside shoulder of the Defensive End. There is no maximum to the outside, an Outside Linebacker can spread as wide as desired.
- Defensive Backs / Safeties may play inside or outside the outside linebacker, but they must be 6 yards off the line of scrimmage.
- **LB’s and DB’s are NOT permitted to cross the line of scrimmage until either the ball is handed off to a RB or WR or the QB carries the ball outside the tackles.**
- **BLITZING IS NOT PERMITTED!!!**

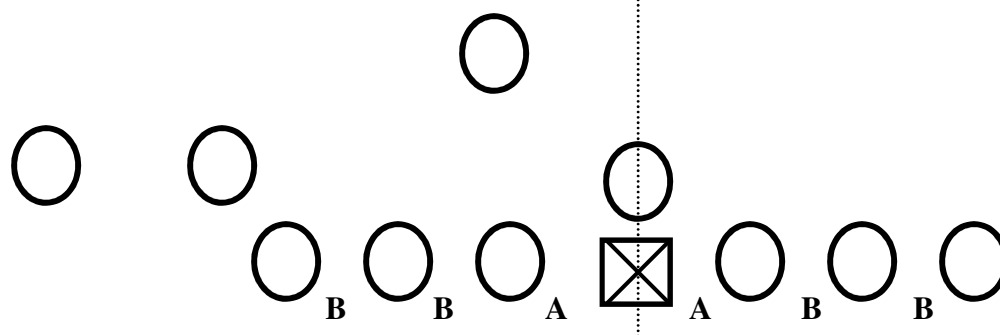
8/9 Offensive Formations



The above formation has a wing on the left and either a wing on the right or a receiver lined up wide right. The wing on the left goes in motion and is past the mid line when the ball is snapped. This is a **legal formation** as long as the running back in the back field is lined up behind the QB and does not cross the mid line.




The above formation is a **legal formation** provided the running back in the back field is lined up behind the QB and does not cross the mid line.

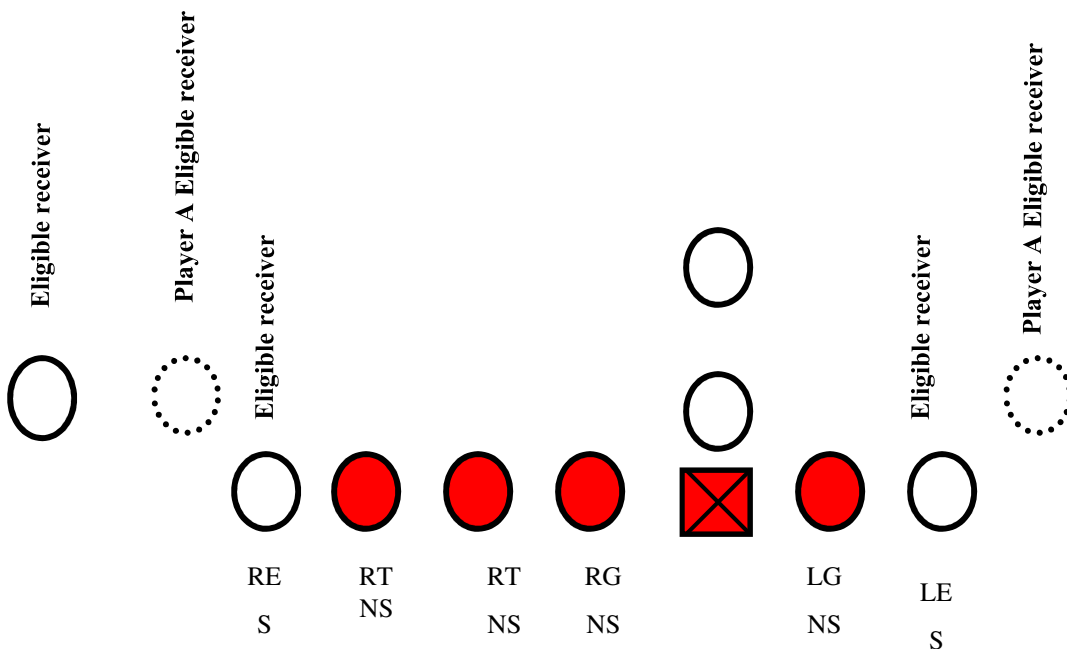


The above formation is considered trips and is an illegal formation because the running back is beyond mid line.

10/11 & 12/13 Offensive Formations



The above formation is a legal formation for the 10/11 and 12/13 age groups. Those players in red can be either skill or non-skill players and are not eligible to catch or carry the ball. Those players in white are eligible (skill players) to catch, carry or run the ball. **NS = Non Skill S = Skill**



The above formation is a **legal formation** for the 10/11 and 12/13 age groups. Those players in red can be either skill or non-skill players and are not eligible to catch, carry or run the ball. Those players in white are eligible (skill players) to catch, carry or run the ball. Player A can line up on either side of the ball and as long as he is in the backfield is an eligible receiver. **NS = Non Skill S = Skill**